

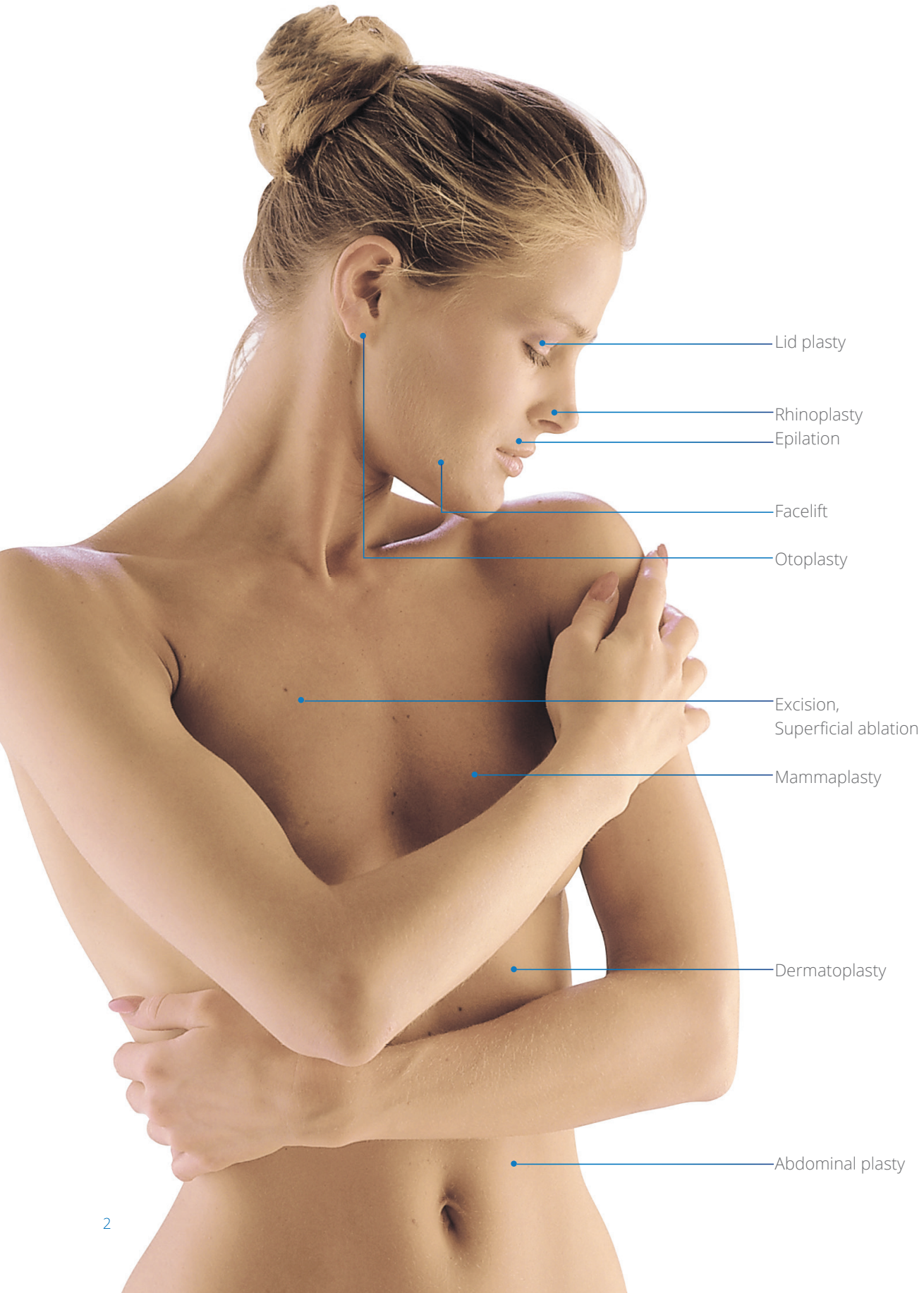
ATMOS® RS 221

Cutting and Coagulation with radiofrequency

MAXIMUM
PRECISION



Interventions



The problem of previous surgical methods

Aesthetic and plastic surgeons wish – with regard to the patient – to operate with the best methods. Incisions with a scalpel are usually performed with traction and pressure, in doing so the tissue can slip especially in the case of soft or thin skin areas – a perfect aesthetic result is almost impossible.

Incisions with laser may damage the surrounding tissue due to the extreme impact of heat – a longer and painful wound healing may be the result.

Is there a better method which is even more favourably-priced?

The radiofrequency surgery offers new possibilities and has none of the aforesaid weaknesses. The advantages are the perfect results and the simplicity of the method.

More and more plastic surgeons can no longer imagine a surgical intervention without radiowaves – for experienced doctors with radiosurgical systems the advantages compared to the other methods like scalpel, laser or HF surgery are indisputable.

Less impact of heat on the tissue speeds up the healing process and has a positive influence on the post-operative well-being. The incisions are smooth without the tissue being squeezed. The incision with the selfsterilizing radiofrequency electrode improves the haemostasis and results in an almost scarless wound healing.

The revolution is called “cold” incision

A new dimension of precision

Thanks to an innovative technology the ATMOS® RS 221 enables incisions without pressure and traction which result in smooth incisions which heal quickly and are considerably less painful. Minimized scarring is the result of less cell damage.

Why radiofrequency surgery?

There is no damage of the surrounding tissue due to less lateral heating during radiofrequency surgery. This is an essential advantage compared to kHz devices: less tissue necrosis and minimized scarring – thanks to the unexcelled precision even the first incision through the cuticle is now possible with a MHz device!

With the new method the histological examination of excised tissue is now possible up to the tissue edge.

The ATMOS® RS 221 is operated with a frequency of 2.2 MHz because over 3 MHz there could be safety critical antenna effects, and still the medical result is not improved.



Radiofrequency surgery versus laser

Apart from the fact that the price for laser equipment is ten times more expensive than for the ATMOS® RS 221 the applied laser beam develops tissue damaging heat which may cause damage to the surrounding tissue – burnt skin around the wound edges and increased scarring may be the result.

Another important advantage for the OT staff is the reduced laser smoke and herewith the reduced infection risk!

In combination with the ATMOS smoke evacuation system AtmoSafe this adverse effect could be eliminated completely.

Information brochure:

„Smoke-by products in the laser and HF surgery“

An information brochure for staff and patients.

Please request our information brochure:

Phone: +49 7653 689-374



ATMOS® RS 221

The multifunctional device for many areas of application

Thanks to its invaluable advantages the ATMOS® RS 221 radiofrequency surgery device is used mostly for plastic surgery e.g. eyelid lift: with current surgical methods, using a scalpel, laser or electrosurgery, the surgical result in the case of fine skin is insufficient. But even other interventions like rhinophyma or the endoscopic eyebrows lift, hair transplantation, removal of tumours etc. benefit from the use of the ATMOS® RS 221. Extensive surgical interventions e.g. mammoplasty, dermatoplasty and abdominal plasty can also be easily performed.

Symbol buttons

the device is easy – the colour-coded electrodes enable an easy selection of the respective outlet.
Without any changeover the surgeon may decide to operate with either tool holder or foot switch



3 operation modes, 3 outlets

With the ATMOS® RS 221 the surgeon has three different operation modes at his disposal:

- Cutting (Mono Cut)
- Cutting and monopolar coagulation (Mono Coag)
- Coagulation and bipolar coagulation (Bipol Coag)



Cutting and coagulation with maximum precision!

With the radiofrequency surgical device ATMOS® RS 221 ATMOS has added a top-class electrosurgical device to the product portfolio in the business range surgery. During an incision with a scalpel the skin is tightened, the incision itself requires pressure.

The result: Imprecise transections, especially in the case of skin unevenness.

In case incisions are carried out with conventional HF surgical devices or with laser instead of a scalpel often the result is carbonized wound edges with

a delayed wound healing and increased scarring.

With the ATMOS® RS 221 these disadvantages are eliminated. The incision – even the first incision through the epidermis – is now possible with extremely high precision without traction and pressure. There is no thermal damage to the surrounding tissue and therefore, the wound healing and the scarring are minimized.

The consequence is a perfect aesthetic result. With the use of the frequency range of 2.2 MHz tissue is only vaporised where the

cutting electrode is in contact with the tissue.

The resistance of the tissue prevents the propagation of radiowaves and therefore also a carbonation of the lateral tissue.

ATMOS offers a wide range of accessories for the ATMOS® RS 221 e.g., electrodes for the incision, coagulation and ablation.

For particular safety in the OT the combination of the ATMOS® RS 221 and the smoke evacuation system AtmoSafe is perfect.

Optimal device parameters

For each application and tissue structure the performance of the radio frequency waves can be regulated individually.

Due to this the optimale cutting is warranted with individual coagulation level at once.

Ergonomical handles

The ergonomically designed handles enable the safe use of radio frequency technology in the OT.

The handles are autoclavable at 134 °C (at least 150x) according to DIN 58946.



Neutral electrodes

The neutral electrode is used for monopolar cutting and coagulation.

The rubber attachment bandage ensures a good tissue contact and prevents burns.

For gentle coagulation with definable penetration.

Automatic mode / Bipolar coagulation

The automatic mode guarantees constant therapy quality.

Safe haemostasis with bipolar forceps (e.g. epistaxis).

When using a bipolar forceps in the bipolar coagulation mode the device power must be started via footswitch.



ATMOS® RS 221 & Accessories

Below you will find the order data of our products.

If you have any further questions do not hesitate to contact our sales department

Phone: +49 7653 689-374

ATMOS® RS 221 radiosurgery system 2.2 MHz	REF
<p>4 operating modes: cutting, coagulation-cutting, monopolar-coagulation, bipolar-coagulation, automatic switch of outputs: cutting/coagulation alternatively via handpieces or foot switch. Memory function for storing the last used values.</p> <p>1 Technical data: Cutting performance max. 100 W, coagulation performance max. 90 W, Standard ATMOS-, Martin-, Berchtold connections Included in delivery: basic unit, mains cable, maintenance book, operating instructions</p>	506.5800.0
Accessories	REF
<p>ATMOS® RS 221 monopolar accessories set autoclavable at 134 °C consisting of:</p> <p>2 handle, yellow, cutting (for 1.6 mm electrodes), handle, blue, coagulating (for 1.6 mm electrodes), standard set of electrodes (41, 43, 44, 45, 46, 47, 48), neutral electrode with rubber fixation, connection cable for neutral electrode.</p>	506.5850.0
<p>ATMOS® RS 221 bipolar accessories set autoclavable at 134 °C consisting of:</p> <p>3 Bipolar forceps, bayonet, L = 195 mm Width of the tip 1.0 mm, length of the tip 6 mmm, foot switch with 2.5 m cable, bipolar cable, L = 2.5 m.</p>	506.5860.0
<p>4 Handle for cutting, yellow for 1.6 mm electrodes, cable length 2.5 m, autoclavable</p>	506.5851.0
<p>5 Handle for coagulation, blue for 1.6 mm electrodes, cable length 2.5 m, autoclavable</p>	506.5852.0
<p>6 Neutral electrode , 250 x 150 mm (185 cm²) cable length 0.5 m, autoclavable up to 134 °C (at least 75 x)</p>	506.5853.0
<p>7 Connecting cable for neutral electrode</p>	506.5854.0
<p>8 Rubber bandage for neutral electrode, L = 0.5 m</p>	506.5855.0
<p>9 Foot switch for grip without a release button, cable L = 2.5 m</p>	506.5861.0
<p>10 Bipolar cable, L = 2.5 m, autoclavable (at least 300 x)</p>	506.5862.0
<p>11 Bipolar forceps, bayonet, L = 195 mm Width of the tip 1.0 mm, length of the tip 6 mm</p>	506.5865.0



1 REF 506.5800.0



2 REF 506.5850.0



3 REF 506.5860.0



4 REF 506.5851.0




5 REF 506.5852.0



6 REF 506.5853.0



7 REF 506.5854.0



8 REF 506.5855.0



9 REF 506.5861.0



10 REF 506.5862.0



11 REF 506.5865.0

Consumables

Below you will find the order data of our products.

If you have any further questions do not hesitate to contact our sales department

Phone: +49 7653 689-374


Consumables for ATMOS® RS 221	REF
<p>1 Self-adhesive disposable electrodes (50 pcs.) Size 104 x 215 mm (for adults)</p>	506.5878.0
<p>2 Cable for self-adhesive disposable electrode, length 3 m, with plug for the ATMOS RS 221 and clamp connection with twin bolt to the disposable neutral electrode, autoclavable</p>	506.5877.0
<p>3 Cutting ENT needle electrode (extra long), #32 Flexible shaft, L = 100 mm, fine wire Included in delivery: 2 pcs.</p>	506.5881.0
<p>4 Coagulation ENT ball-shaped electrode (extra long), #34 Flexible shaft, L = 100 mm, Ø ball 2,3 mm Included in delivery: 2 pcs.</p>	506.5883.0
<p>5 Cutting ENT loop electrode (extra long), #35 Flexible shaft L = 128 mm, Ø loop 9 mm, fine wire Included in delivery: 2 pcs.</p>	506.5882.0
<p>6 Special electrode for uvulopalatoplasty Teflon coated, for safe and gentle removal of the uvula and the soft palate. To be used for chronic snorers. Overall length: 100 mm Included in delivery: 1 pc.</p>	506.5886.0
<p>7 Coagulation-electrodes, pointed needle electrode, #36 Coated and bent electrode for coagulation of tissue from the lingual tonsils and the submucous UPP; also very suitable for the prepara- tion of fat tissue. L = 105 mm, length of needle = 18 mm (12 mm isolated) Included in delivery: 1 pc.</p>	506.5884.0
<p>8 Multi-tip fine-wire electrode, with spare wire, #41 with adjustable wire, for depth control (2 pcs.), wire 0.2 mm</p>	506.5870.0




1 REF 506.5878.0




2 REF 506.5877.0



3 REF 506.5881.0



4 REF 506.5883.0



5 REF 506.5882.0



6 REF 506.5886.0



7 REF 506.5884.0



8 REF 506.5870.0

Consumables

Below you will find the order data of our products.

If you have any further questions do not hesitate to contact our sales department

Phone: +49 7653 689-374


Consumables for ATMOS® RS 221		REF
1	Cutting-electrode, round loop, Ø 13 mm, #43 Included in delivery: 2 pcs.	506.5871.0
2	Cutting-electrode, round loop, Ø 7 mm, #44 Included in delivery: 2 pcs.	506.5872.0
3	Cutting-electrode, rhombical, #45 leg length 7 mm Included in delivery: 2 pcs.	506.5873.0
4	Cutting-electrode, triangle electrode, # 46 leg length 7 mm Included in delivery: 2 pcs.	506.5874.0
5	Coagulation-electrode, thick needle-electrode, #47 Ø = 1.5 mm, needle length 1.5 mm Included in delivery: 2 pcs.	506.5875.0
6	Coagulation-electrode, ball-shaped-electrode, Ø ball 2 mm, # 48 Included in delivery: 2 pcs.	506.5876.0
7	Electrode for the nasal radioconchotherapy, #52 Bayonet-shaped, total length = 155 mm, length of needle = 26 mm (10 mm isolated), blue shaft Included in delivery: 1 pc.	506.5885.0
8	Bipolar needle electrode (puncture electrode), # 03 For volume reduction of the nasal concha. Bent on the rear, isolated needles, ergonomic plastic handle. Total length: 188 mm, needles: 16 mm, isolation: 6.5 mm, angled after 97 mm. Angle: 20 degree, autoclavable up to 134°C Included in delivery: 1 pc.	506.5888.0
9	Bipolar needle electrode (puncture electrode, bent at the top), # 04 For volume reduction of the soft palate and the lingual tonsils. Bent in front, isolated needles, ergonomic plastic handle, total length: 193 mm, needles: 19.5 mm, isolation: 9.5 mm, bent after 169 mm, angle: 55 degree, autoclavable up to 134°C Included in delivery: 1 pc.	506.5887.0



1 REF 506.5871.0



2 REF 506.5872.0



3 REF 506.5873.0




4 REF 506.5874.0



5 REF 506.5875.0



6 REF 506.5876.0



7 REF 506.5885.0



8 REF 506.5888.0



9 REF 506.5887.0



MedizinTechnik

ATMOS MedizinTechnik GmbH & Co. KG
Ludwig-Kegel-Str. 16
79853 Lenzkirch / Germany
Tel: +49 7653 689-374
ApplicationSolutions@atmosmed.com

www.atmosmed.com